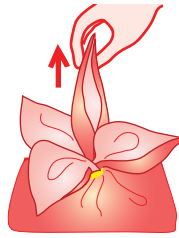



Roses



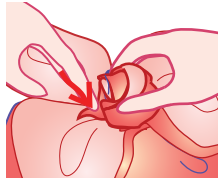
1. Repeat steps 1-5 of Basic Wrap and pull corners tight.



2. Select one corner and expose desired color (light or dark).



3. Wrap cloth around your finger, from tip inward.



4. Slip rose off finger (thick part down); tuck tip under Ti-band (in center or at side).



5. Repeat for other roses, or leave some corners as leaves.



6. Tie with gold tassel-cord.