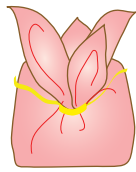
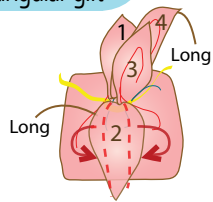


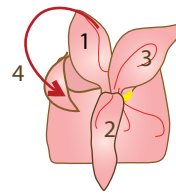
## ELEPHANT – best for rectangular gift



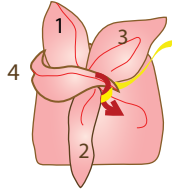
**1.** Repeat steps 1-5 of Basic Wrap.



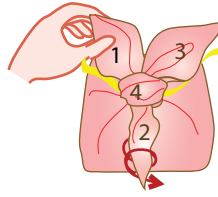
**2.** With short end of package facing you, bring long corner #2 to front and fold sides under.




**3.** Take #4 and wrap in front of corners #1 & #3 to make face.



**4.** Tuck tip of #4 under gold band, and spread edges of face wide.



**5.** Form ears with short corners #1 & #3 and twist #2 to make it narrower.



**6.** Tie with attached ribbon.